




We Implement Great Ideas

We approach God by faith. He inspires us with specific ideas or projects. We rely on his wisdom to design and test the ideas we get. We lean on His principles to implement the ideas in the field.



Our Vision

We want to help you prepare for Jesus' return. While doing that, we trust Him to guide us in common initiatives to meet one another's needs

Objective 1

Help you answer the question: Who are you Lord?

Objective 2

Help you answer the question: What do you want me to do, Lord?

Objective 3

Help you do what the Lord wants you to do

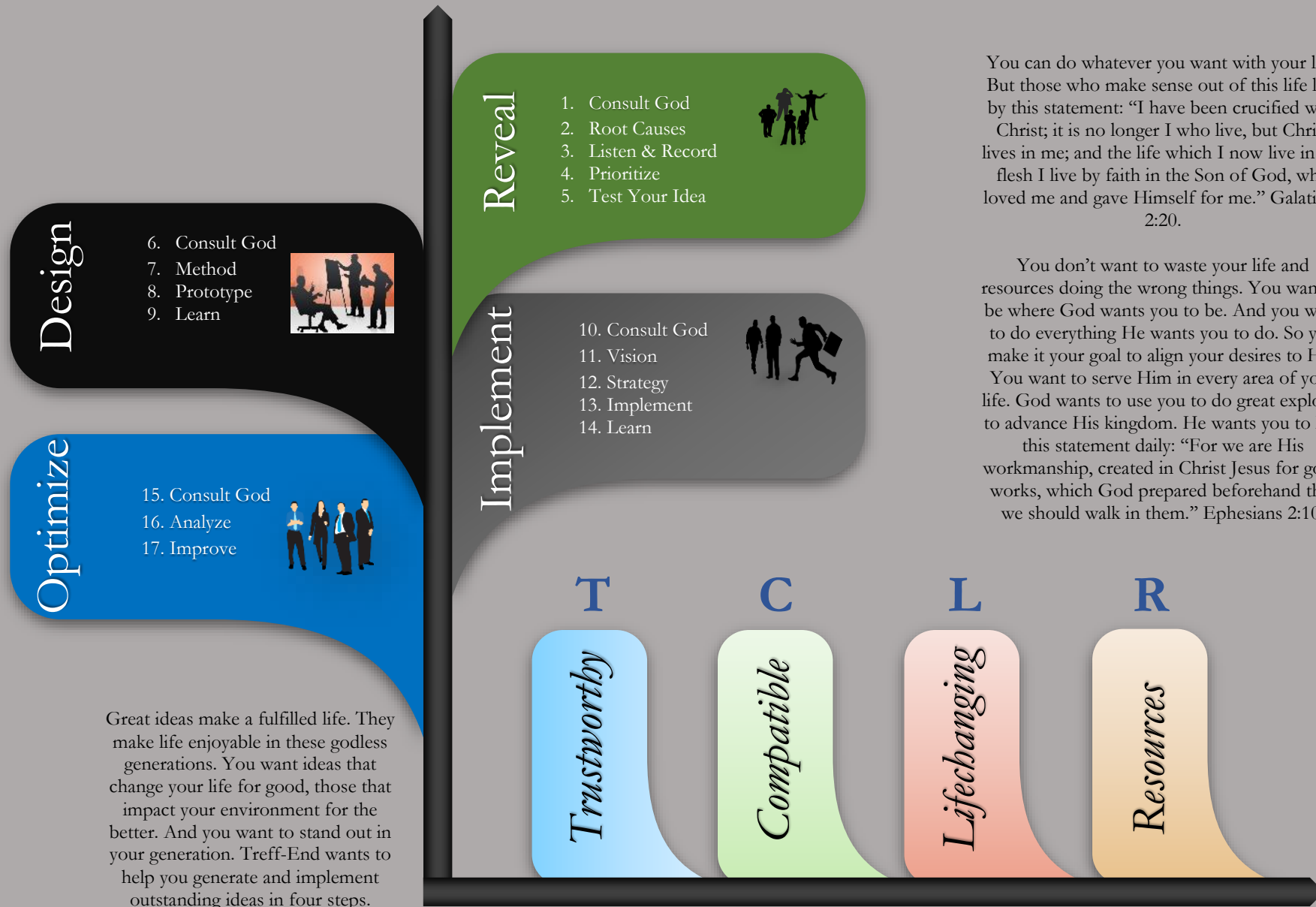


Strategy

Faith & Works must balance each other



Generate Your Project Idea



Great ideas make a fulfilled life. They make life enjoyable in these godless generations. You want ideas that change your life for good, those that impact your environment for the better. And you want to stand out in your generation. Treff-End wants to help you generate and implement outstanding ideas in four steps.

Reveal

1. Consult God
2. Root Causes
3. Listen & Record
4. Prioritize
5. Test Your Idea



You can do whatever you want with your life. But those who make sense out of this life live by this statement: "I have been crucified with Christ; it is no longer I who live, but Christ lives in me; and the life which I now live in the flesh I live by faith in the Son of God, who loved me and gave Himself for me." Galatians 2:20.

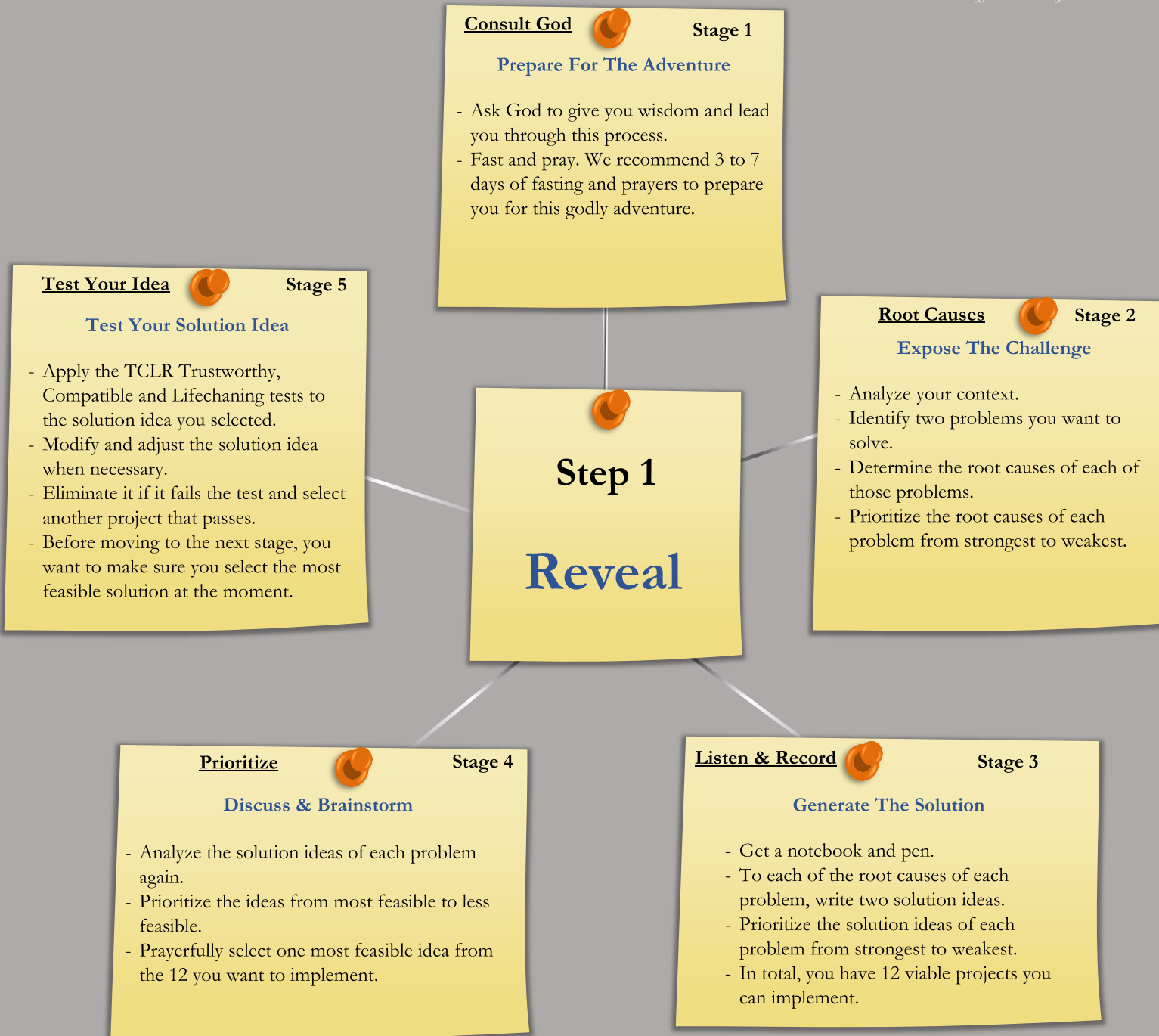
Implement

10. Consult God
11. Vision
12. Strategy
13. Implement
14. Learn



You don't want to waste your life and resources doing the wrong things. You want to be where God wants you to be. And you want to do everything He wants you to do. So you make it your goal to align your desires to His. You want to serve Him in every area of your life. God wants to use you to do great exploits, to advance His kingdom. He wants you to live this statement daily: "For we are His workmanship, created in Christ Jesus for good works, which God prepared beforehand that we should walk in them." Ephesians 2:10.

Test Your Project Idea



Reveal

Here, you get a specific project idea from God. You want to carry out a project idea God inspires, not one you get from human imaginations and speculations. There're five stages to go through:

Stage 1 Consult God

This stage helps you prepare to get an idea from God. It's possible to do things out of our own human desires. But Treff-End wants God to inspire you and use you, so you can advance His kingdom on earth.

Stage 2 Root Causes

You want to identify and generate solutions to the root causes of a problem, not its symptoms. And you want a project idea that targets specific needs in society.

Stage 3 Listen & Record

To kill a tree, you uproot it. If you cut the stem, it geminates again. God-breathed projects target root causes. They solve the problem once and for all.

Stage 4 Prioritize

You can't solve all the problems in this world. You must target one project at a time. One solution builds the foundation for another. No, this isn't putting your eggs in one basket. If God inspires and guides you, He makes sure you get to the end.

Stage 5 Test Your Idea

Treff-End developed the TCLR-test to help you make sure your idea is trustworthy and changes lives. Follow the test procedures we give to test your project idea and make adjustments where necessary.

Consult God Stage 6

Ask For Wisdom From God

- Pray for wisdom and guidance to discover godly solution patterns.
- We recommend 3 to 7 days of fasting and prayers.

Learn Stage 9

Refine Your Solution

- Present your prototype to necessary stakeholders
- Receive feedback
- Analyze feedback
- Incorporate feedback
- Apply the TCLR Resource test
- Develop the final project idea to implement in the field.

Step 2

Design

Method Stage 7

Design The Solution

- Generate the jobs of the project from start to finish.
- Generate the tasks of each job.
- Add start & end dates of tasks.
- Determine the resources of each task.
- Determine the budget for each task.
- Analyze the risks of each job.
- Mitigate the risks of each job.
- Develop your organizational structure.

Prototype Stage 8

Show A Sample Of Your Idea

- Determine the type of prototype which fits your project.
- Determine the approach to develop the prototype (workshop, brainstorming, etc).
- Design the prototype.

Design

You identified a problem you want to solve. You discovered its root causes. And you came up with a project to address those root causes. The Design step helps you divide your project idea into tasks. There're four stages:

Stage 6 Consult God

You want God to inspire every step of the design. So you ask Him to guide you.

Stage 7 Method

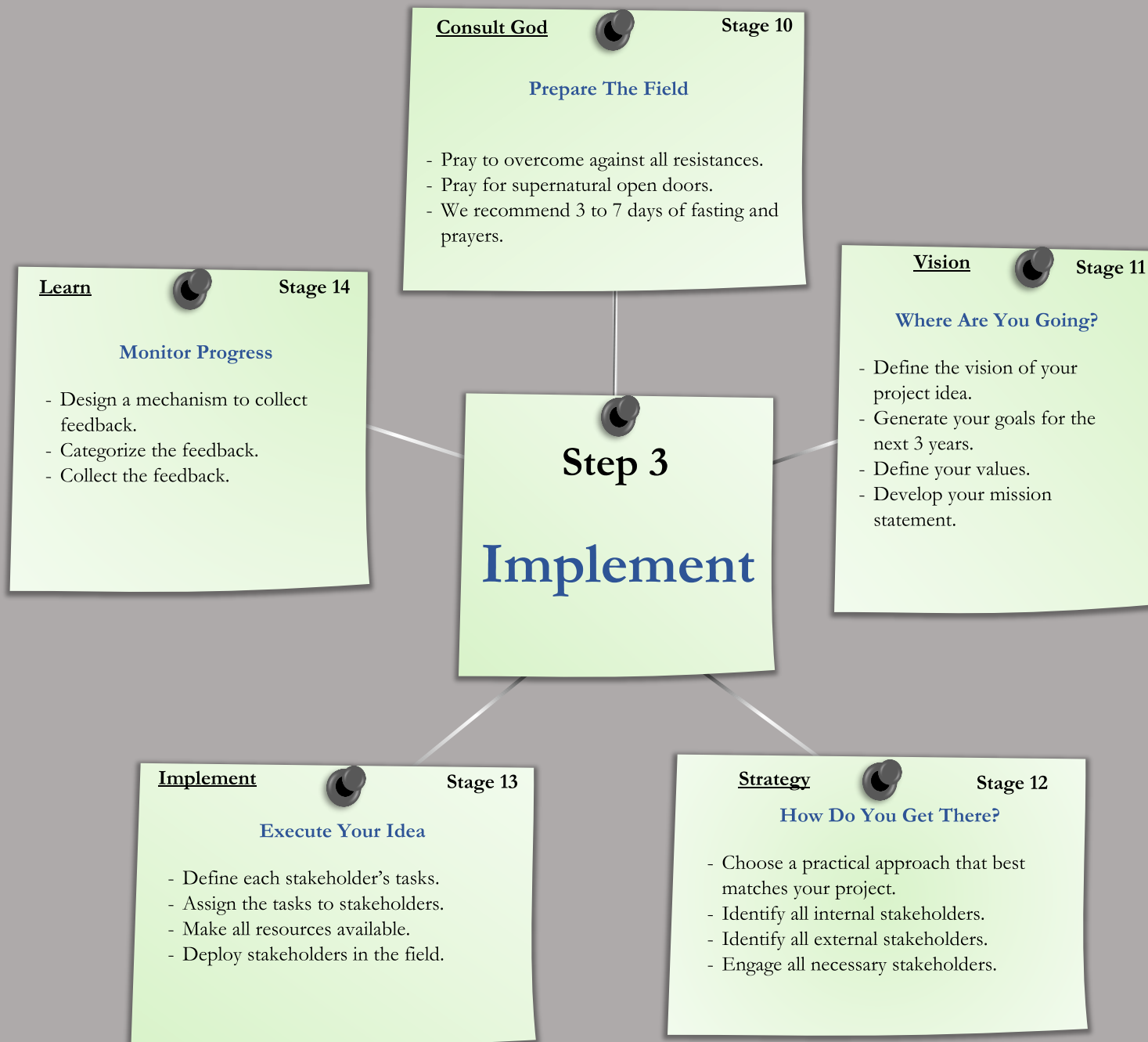
There're many ways you can design a project into tasks. Some are complex with many details. Others are simple with fewer details. Treff-End chooses simple project management techniques with just enough details. We designed them for the learned and unlearned.

Stage 8 Prototype

A prototype is a tangible representation of your project idea. It enables you to share your idea with others and receive feedback to refine it. A prototype can be a story, video, sample machine, map of your idea or diagrams.

Stage 9 Learn

A stakeholder is someone whose interests can hinder your success. Stakeholders can affect the outcome of your project idea. It can be people responsible for issuing permits, investors, donors, property owners, people your project will directly or indirectly influence, etc. You want to make sure you present your idea to people who matter. This helps you make reasonable adjustments to your project idea and enables its success in the field.



Implement

You designed your project idea into detailed tasks. You analyzed the resources, budget and risks. Now is the time to carry it out in the field. There're five stages to follow:

Stage 10 Consult God

There're many challenges waiting for you in the field. Some of them will take you by surprise. It is not enough to design a project and mobilize resources. The enemy doesn't want you to succeed. So you must prepare to confront him.

Stage 11 Vision

Many projects don't succeed because they lack a vision to guide them. The vision (future-oriented) is what you want to achieve. It's a description of the future world resulting from your work. Goals help you achieve your vision. Values are the social ideals and qualities that guide your work. Treff-End works with Christian values. Your mission statement (present-oriented) represents your identity and actions.

Stage 12 Strategy

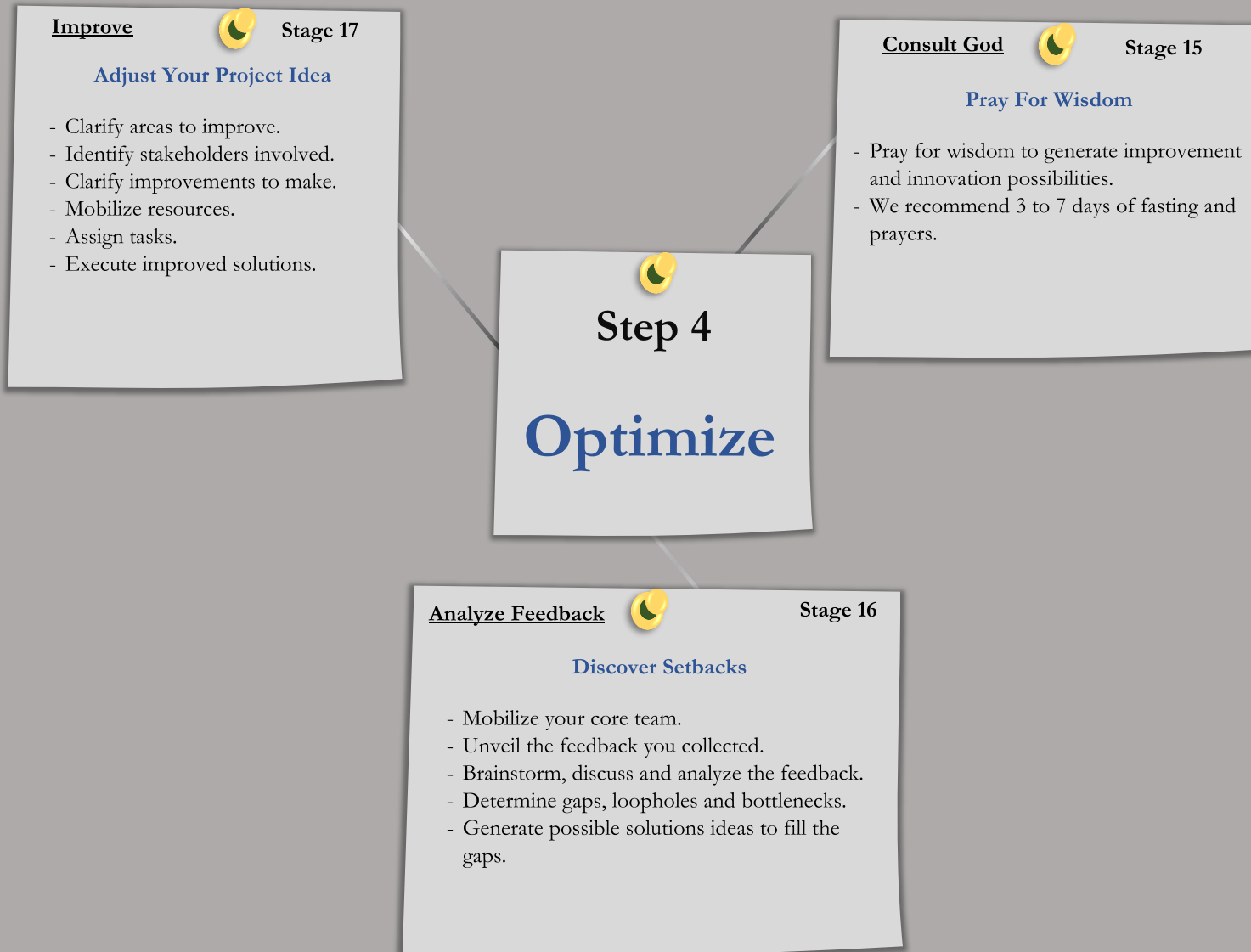
A strategic plan helps you properly use resources to carry out your project. Treff-End proposes a low-cost approach to all its customers. A low-cost strategy best matches humanitarian work. Identify and engage all stakeholders.

Stage 13 Implement

People need to know what they are responsible for. And to have excellent results, they need to have the resources they need to carry out their tasks.

Stage 14 Learn

Things will not always work out well from the start. You will need to make adjustments. A good feedback mechanism helps you identify loopholes and everything that hinders progress.



Optimize

At this stage, you're implementing your project in the field. You can't afford to fold your hands as if you'll face no additional challenge. Projects always need adjustments along the way for one reason or another. But you want those adjustments to help your project have a much greater impact.

Stage 15 Consult God

Always remember God inspires everything from start to finish. You do nothing without consulting Him. One may ask, if God inspired you from the onset, why make adjustments? You can make a wrong judgement, poor choice or ineffective decision along the way. A divine adjustment can only make things better. Also, you want to learn from mistakes so you can teach others.

Stage 16 Analyze Feedback

It's possible to collect good feedback and misuse them. Keep in mind your principal reason to collect feedback is to make adjustments that make your project bear more fruits. Treff-End encourages a group analysis of feedback.

Stage 17 Improve

You don't make improvements for improvement's sake. Your project solves a certain problem whose root causes you know. And you have a vision with specific goals to guide you. All improvements you make to the project must render the project more effective in addressing those root causes. Sometimes, stakeholders develop different interests along the way. But a project that stands the test of times doesn't deviate from its vision to serve personal interests. And even when the vision changes, the core team of the project does it to have a much bigger impact than originally intended.